

Easy read: Anonymous Electors Document



This easy read tells you about your Anonymous Electors Document. You say anonymous as a-non-a-mus.



Anonymous means that people will not know your name or address.




456789

On your Anonymous Electors Document, you will find:


- the date the document was made
- your photo
- your electoral number



Your electoral number is the number on the electoral register instead of your name and address.



Your Anonymous Electors Document has some small bumps in the top left hand corner.



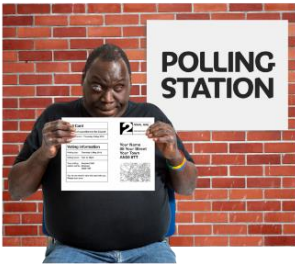
The bumps help some people who can not see very well know where the top of the document is.



When you vote at a polling station, you must take your Anonymous Electors Document with you as photo ID.



You can not use any other ID to vote at a polling station.



You must take your poll card with you when you vote at a polling station.



You must show the staff at the polling station your Anonymous Electors Document and your poll card.



Each time you register to vote, you will need to apply for a new Anonymous Electors Document.



If you damage or lose your Anonymous Electors Document, you will need to apply for a new one.



If you need to apply for a new Anonymous Electors Document



and you know there will soon be an election where you want to use it,



contact your Electoral Registration Officer as soon as possible.



Keep your Anonymous Electors Document in a safe place.



If you get a new Anonymous Electors Document, throw away the old one.



If you have any questions about your Anonymous Electors Document, please contact your local Electoral Registration Officer.